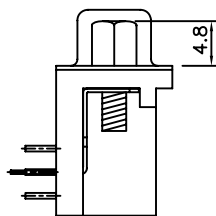
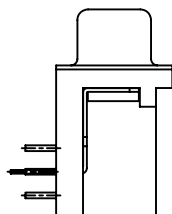


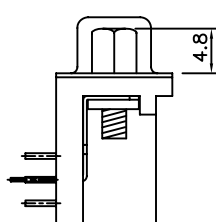
5510-78S-01-XX



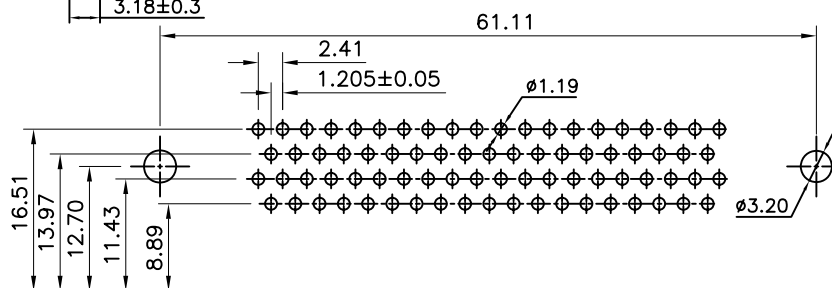
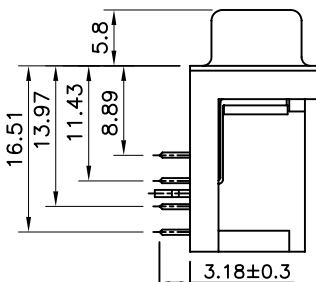
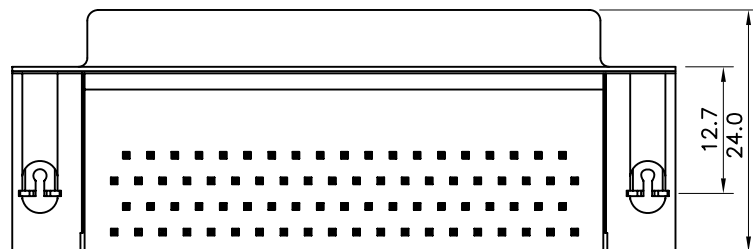
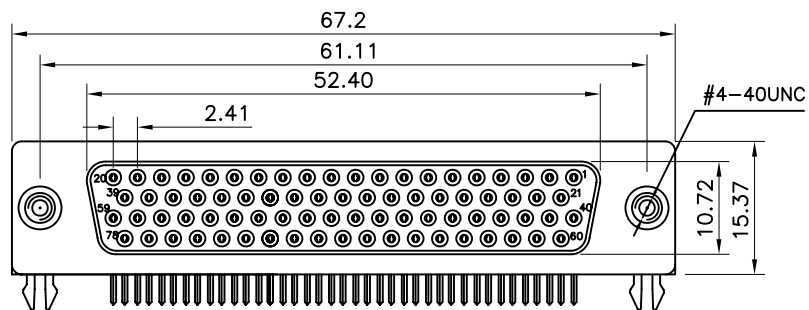
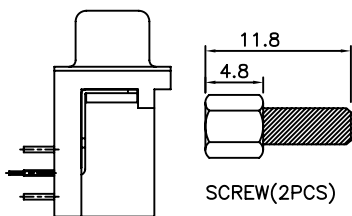
5510-78S-02-XX



5510-78S-02A-XX



5510-78S-02B-XX



P.C.B. Layout

Specifications:
 Current Rating:3.0A AC/DC
 Voltage Rating:250V AC/DC
 Contact Resistance:30m ohm. max.
 Insulation Resistance: 5,000M ohm. min.
 Withstanding Voltage:1,000V AC/Minute
 Operating Temperature Range:-40°C ~ +85°C
 Material and Finish
 Insulator:High Temp. Plastic (PBT UL 94V-0)
 Contact:Copper Alloy Nickel Undercoated
 ,Selective Gold plated
 Shell:Metal Iron With Tin plated
 How To Order
 5510-78S-XX-XX-F1

- Lead Free
- 01:Full Gold plated
- 03:Selective Gold Plated
- 01:Board Lock/Hex Screw
- 02:Rivet W/Board Lock
- 02A:Rivet W/Board Lock/Hex Screw
- 02B:Rivet W/Board Lock/
Attached Hex Screw
- S:Female
- No. Of Positions

RoHS Compliant

E				DRAWN: Cel King	GENERAL TOLERANCE: .X=±0.2 .XX=±0.15	繼德工業股份有限公司 Neltron Industrial Co., Ltd.	DESCRIPTION: D-SUB Female High Density Right Angle Type	SIZE A4
D				CHECKED: Jeremy Liu				
C				APPROVAL: Mike Wu	SCALE:	PART NO: 5510-78S-XX-XX-F1		
B					SHEET: 1 / 1			
A	15-Dec-2006	(PC0052)	Mary		PROJECTION:			
REV	DATE	FILE	BY					