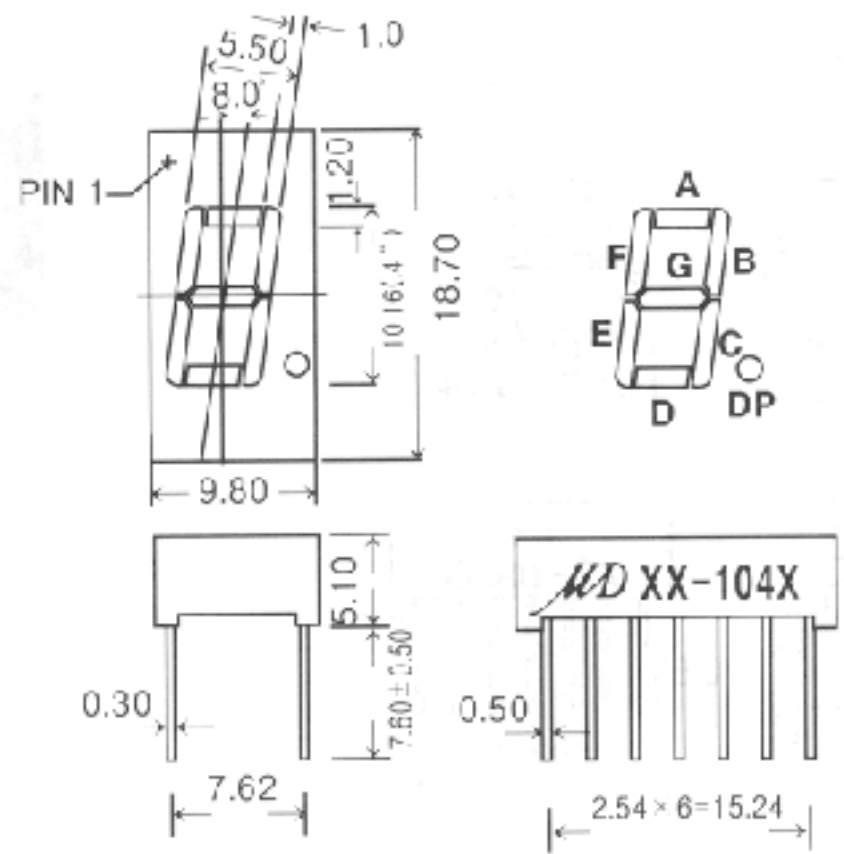
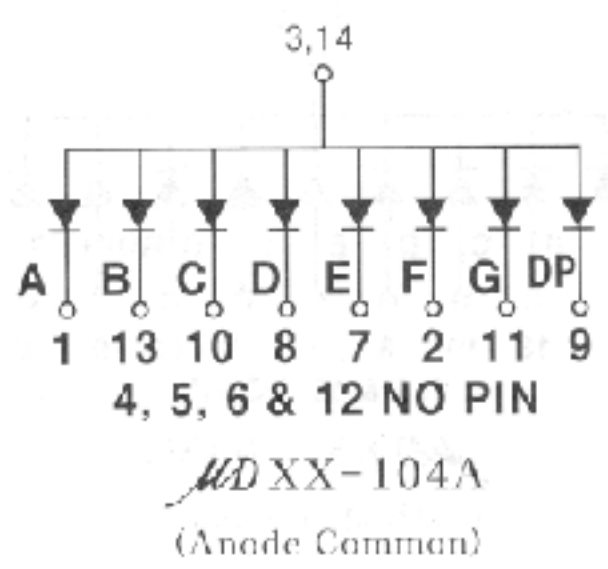
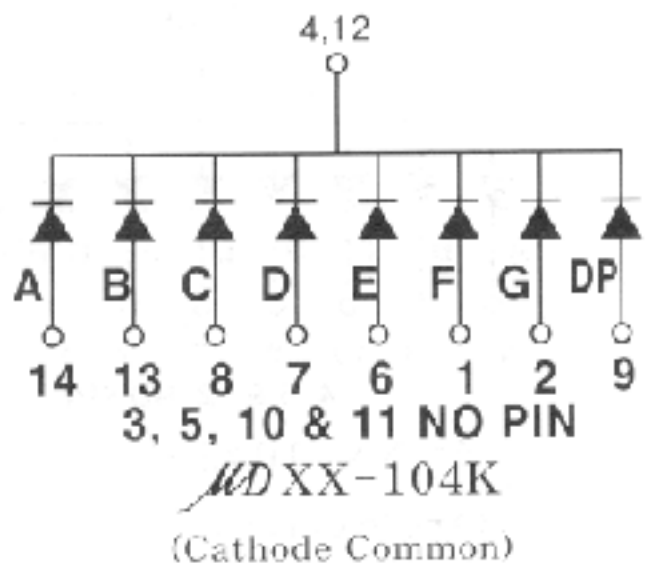


PACKAGE DIMENSION UNIT : mm(inch) ※ Note : Tolerance ±0.15mm (0.006inch)

★ Actual size



INTERNAL CIRCUIT DIAGRAM



Device No.		R-104X*	G-104X*	SR-104X*	Y-104X*	UR-104X*
CHIP	Materials	GaP/GaP	GaP/GaP	GaAsP/GaP	GaAsP/GaP	GaAlAs
	color	RED	GREEN	ORANGE	YELLOW	ULTRA RED
	λP	700	568	630	589	660
PD (mW)	TOTAL	320	320	320	320	320
	SEG.	40	40	40	40	40
VF (IF : 20mA)	Typ (V)	2.25	2.25	1.80	2.10	1.80
	Max (V)	2.60	2.60	2.10	2.60	2.00
IR	Max (μA)	10	10	10	10	10
	VR (V)	5	5	5	5	5
IV (IF : 10mA)	Min (μcd)	700	800	4,000	1,000	10,000
	Typ (μcd)	1,000	1,300	6,000	1,500	12,000

※ REMARK : X* ⇒ A = ANODE COMMON, K = CATHODE COMMON