

Matching connectors

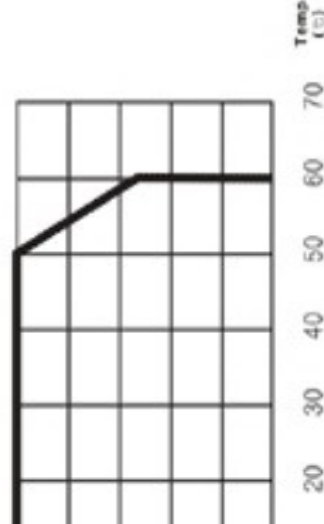
Name	I/O	Mating Connector	Terminal
CN 1	YPW500-03	YPH500-03	YLT-500
CN 2	YW396-04	YH396-04	YLT-500
CN 1	YPW500-03	YPH500-03	YLT-500
CN 2	YW396-06	YH396-06	YLT-500

Pin assignments

Connector	Input
CN 1 (input)	1. FG 2. AC(N) 3. AC(L)

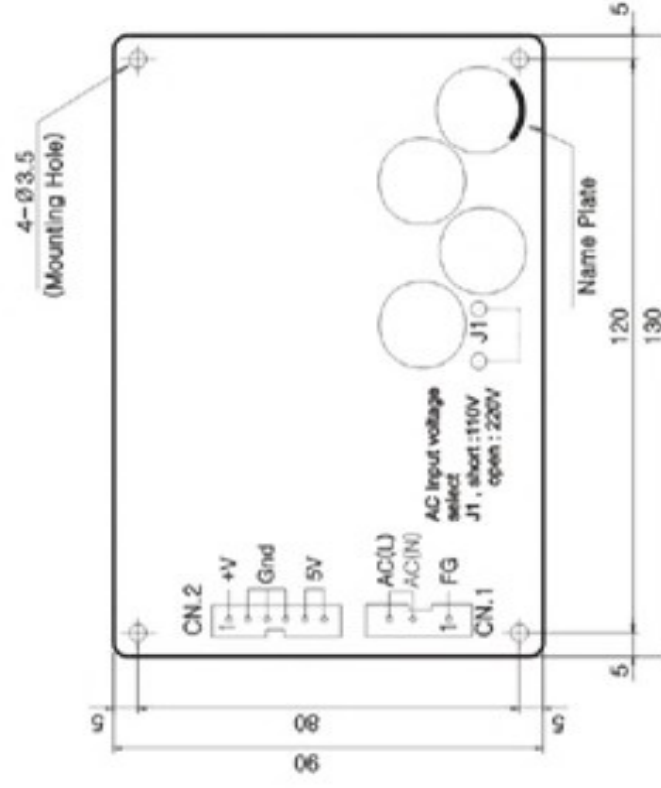
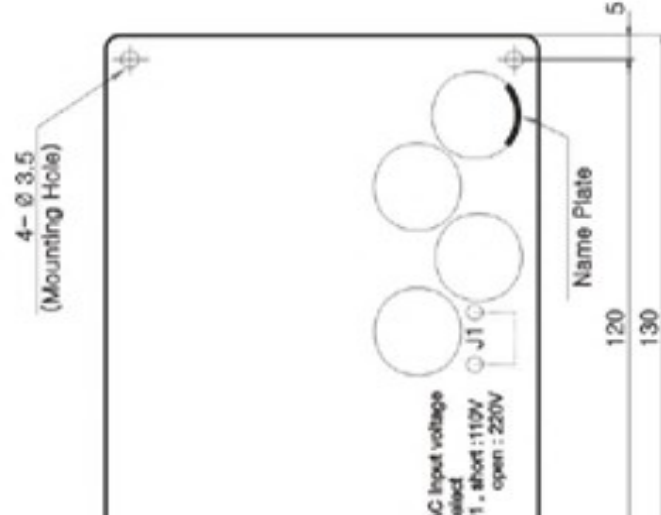
Connector	Single	Dual
	1. Output1 2. Output1 3. GND 4. GND	1. Output2 2. Gnd 3. Gnd 4. Gnd 5. Output1 6. Output1
CN 2 (output)		

g curve



ions

► Dual Output



NOTES

1. All dim
2. Weigh