

# APPROVAL SHEET

ITEM	:	SMD POWER INDUCTOR
P/NO	:	HTOP7850-10mH(103K)
DATE	:	2017-05-23

APPROVED	REFEERENCE

HANTER ELECTRONICS  
JIANGNAN ZHUANG, WEISHAN TOWN WENDENG CITY  
SHANDONG, CHINA

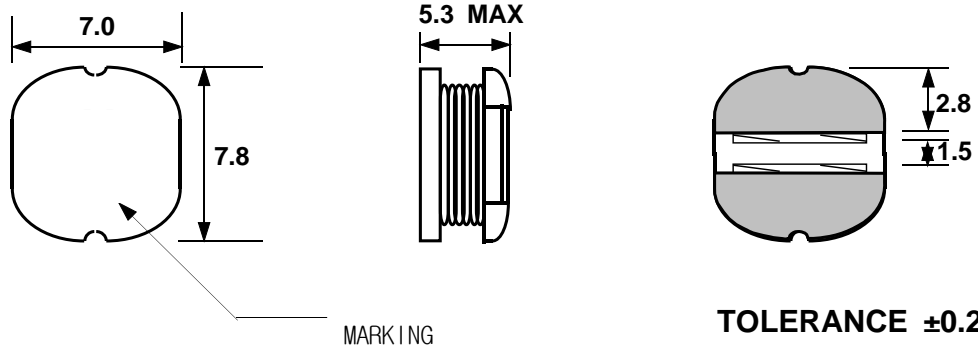
改訂 REV.	設計變更 ENG.CHANGE	日付 DATE	作成 DRAWN	檢認 APPD.
------------	--------------------	------------	-------------	-------------

RECORD OF REVISIONS				
REV NO.	REV DATE	REVISION CONTENTS	REASON OF REV.	MARKING METHOD
0	2017.5.23	신규		

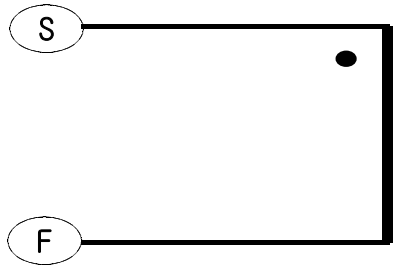
QUALITY & DEVELOPMENT TEAM				尺圖	SCALE	SMD INDUCTOR for POWER LINE	
擔當 DRAWN	設計 DESIGNED	檢認 CHECKED	承認 APPROVED	/	NTS		
				DIM.	mm		
					HTSP7850-103K		1 / 5

改訂 REV.	設計變更 ENG.CHANGE	日付 DATE	作成 DRAWN	檢認 APPD.
------------	--------------------	------------	-------------	-------------

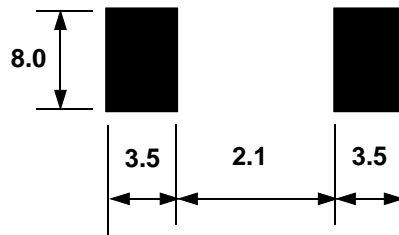
### 1. DIMENSION (UNIT : mm)



### 2. CONNECTION



### 3. PCB-LAND PATTERN



QUALITY & DEVELOPMENT TEAM				尺圖 SCALE	SMD INDUCTOR for POWER LINE
擔當 DRAWN	設計 DESIGNED	檢認 CHECKED	承認 APPROVED	/ NTS	
				DIM. mm	
HTSP7850-103K					2 / 5

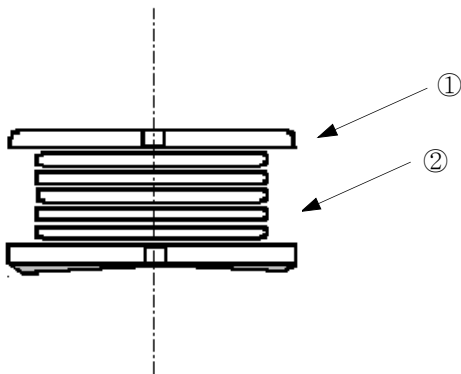
改訂 REV.	設計變更 ENG.CHANGE	日付 DATE	作成 DRAWN	檢認 APPD.
------------	--------------------	------------	-------------	-------------

#### 4. ELECTRICAL PERFORMANCE

P/NO.	INDUCTANCE [uH±10%]	DC RESISTANCE [Ω MAX]	RATED CURRENT [mA MAX]	MARKING
HTSP7850-103K	10000	35.0	95	103

- \* INDUCTANCE : HP-4284A LCR METER at 1kHz, 1V.
- \* DC RESISTANCE : HIOKI 3220mΩHI TESTER.
- \* RATED CURRENT : The maximum DC value having inductance decrease within 200% and Temperature increase within 40℃ by the application of DC bias.

#### 5. INTERNAL CONSTRUCTION & MATERIAL LIST

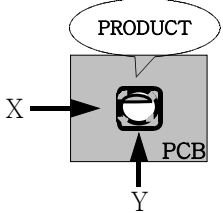
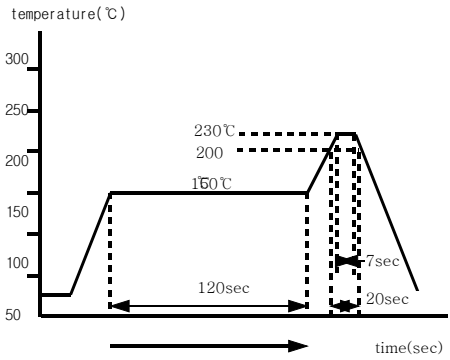


NO.	PART NAME	MATERIAL
1	CORE	Silver Paste, FERRITE C:3.0
2	WIRE	2UEW

QUALITY & DEVELOPMENT TEAM				尺圖 SCALE	SMD INDUCTOR for POWER LINE
擔當 DRAWN	設計 DESIGNED	檢認 CHECKED	承認 APPROVED	/ NTS	
				DIM. mm	
				HTSP7850-103K	3 / 5

改訂 REV.	設計變更 ENG.CHANGE	日付 DATE	作成 DRAWN	檢認 APPD.
------------	--------------------	------------	-------------	-------------

## 6. RELIABILITY DATA

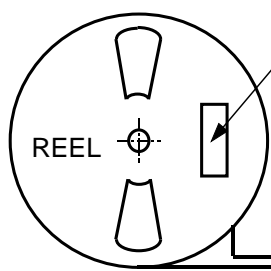
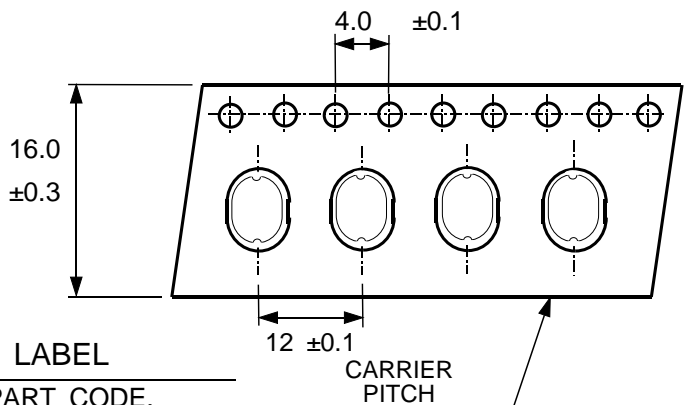
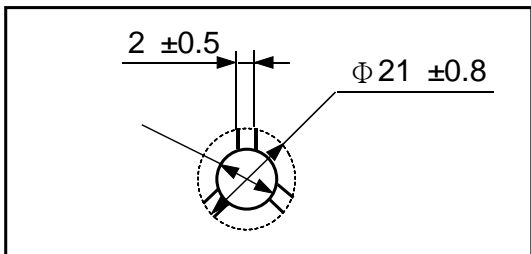
NO	ITEM	SPECIFICATION	TEST METHOD & CONDITION
1	Operating temperature range	-25 to +125℃	Including temperature rise due to self-generated heat.
2	Storage temperature range	-40 to +125℃	
3	Insulation resistance	100MΩ min.	100VDC for 1min. between coil & core.
4	High Temperature	Inductance change : within ±10%	85℃ 96 Hours.
5	Low Temperature		-25℃ 96 Hours.
6	Humidity		40±2℃ 90~95% 500 Hours.
7	Thermal shock		-25±3℃ 30 Minutes Room Temp. Within 5 Minutes 85±2℃ 30 Minutes : 5 cycle
8	Vibration	Inductance change : within ±5%	vibration for 2hours in each of three orientations at sweep vibration 10 to 55 to 10Hz with 1.5mm P-P amplitude .
9	Solderability	Wetting shall cover less than 75% of each terminal	Solder temperature : 260 ±5℃ Duration : 3 ±2sec.
10	Resistance to soldering heat	No mechanical defect and Inductance change : within ±5%	Soler temperature : 260 ±5℃ Duration : 10 ±2sec.
11	Terminal strength	0.5kg for 10 ±1 seconds. Terminal should not peel off	 <p>After soldering between copper plate and terminals of x,y with standing at below conditions</p>
12	Reflow condition	No mechanical defect and No Inductance defect	 <p>Reflow condition</p>

※ Measure after leave 2hours in standard condition(No 4~8).

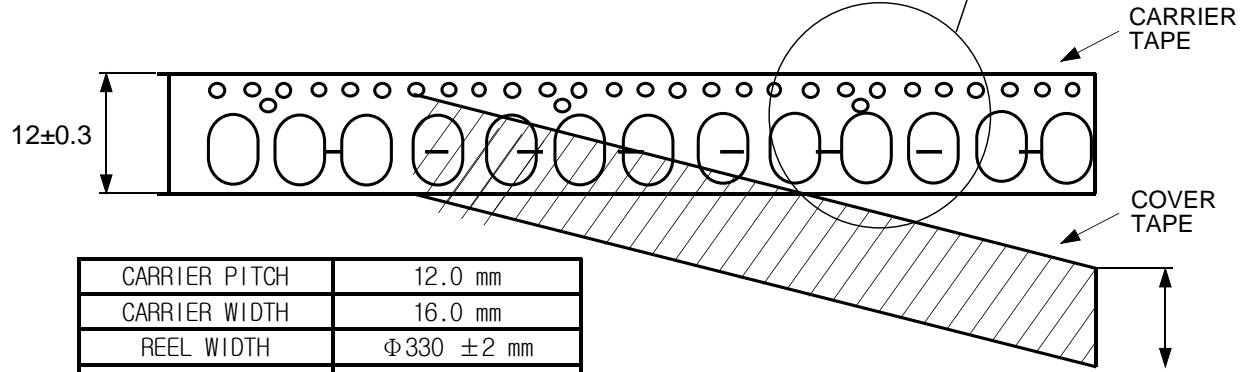
QUALITY & DEVELOPMENT TEAM				尺圖 SCALE		SMD INDUCTOR for POWER LINE
擔當 DRAWN	設計 DESIGNED	檢認 CHECKED	承認 APPROVED	/	NTS	
				DIM.	mm	
				HTSP7850-103K		

改訂 REV.	設計變更 ENG.CHANGE	日付 DATE	作成 DRAWN	檢認 APPD.
------------	--------------------	------------	-------------	-------------

### 7. PACKING SPEC.



- LABEL**
- 1) PART CODE.
  - 2) DATE OF MANUFACTURE.
  - 3) MANUFACTURE.
  - 4) Q'TY.



CARRIER PITCH	12.0 mm
CARRIER WIDTH	16.0 mm
REEL WIDTH	Φ330 ±2 mm
COVER TAPE WIDTH	13.3 mm
Q'TY	1000 pcs
REEL TAPE MARGIN	START:200mmOVER FINISH:200mmOVER
PACKING METHOD	그림참조
COVER TAPE	20~60g
STRIP STRENGTH	
COVER TAPE STRIP AN ANGLE	10° ~20°

<b>QUALITY &amp; DEVELOPMENT TEAM</b>				<b>尺圖 SCALE</b>		<b>SMD INDUCTOR for POWER LINE</b>
擔當 DRAWN	設計 DESIGNED	檢認 CHECKED	承認 APPROVED	/	NTS	
				DIM.	mm	
<b>HTSP7850-103K</b>						5 / 5