

R Series

R 시리즈(스텐래치 경제형 제품) R 系列

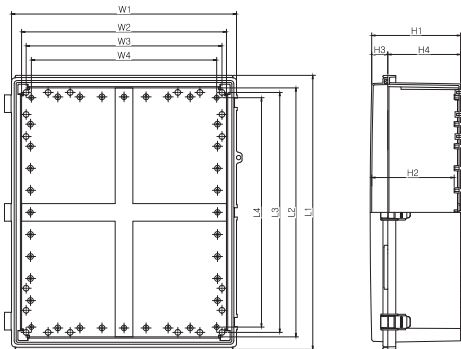
100x150x75 ~ 610x810x260mm

FEATURE | 특성 | 特征

- SUS hinge pin, SUS latch
- It is easy to removable cover and base
- 스텐레스 힌지핀, 스텐레스 래치 타입
- 커버, 베이스 탈부착 용이
- SUS铰链柱, 采用SUS锁
- 容易分开盒体和盒盖

SPECIFICATION | 사양 | 产品规格说明

- Temperature Range / 온도영역 / 温度范围 | ABS : -40 ~ +70, PC : -40 ~ +110
- Flammability Rating / 난연성 / 阻燃等级 | ABS : 94-HB, PC : 94-V-0, 5VA, HB



R SERIES model name | R 시리즈 모델선정방법 | R 系列 产品型号命名方法


BOXCO ① ② ③ ④ ⑤ ⑥
BC - [] [] R - 15 15 10

- ① Material / 재료 / 材质 - A : ABS
- ② Cover / 커버색상 / 箱盖颜色 - G : Grey / 회색 / 灰色 T : Transparent / 투명 / 透明
- ③ Type / 타입 / 类型 - SUS Latch / SUS 래치 / SUS 锁扣
- ④ Width / 가로 / 宽度(W)
- ⑤ Length / 세로 / 长度(L) - Hinge, Latch Installed / 힌지, 래치부착면 / 铰链, 锁扣安装面
- ⑥ Height / 높이 / 高度(H) - Cover Included / 커버포함 / 含箱盖




Model 모델 / 型号	Product model / 제품모델 / 产品型号				Mounting plate / 속판모델 / 底板型号			
	Outside dimension 외부 치수 / 外部尺寸				Plastic 플라스틱 / 塑料			
	Size (W1xL1xH1/mm)	Size (W1xL1xH1/inch)	Cover (H3)	Base (H4)	Size (W2xL2xH2/mm)	G-type	C-type	Steel 철 / 金属
BC-□□R-101508	100 x 150 x 75	3.94 x 5.91 x 2.95	25	50	78 x 128 x 61	1015 G	-	1015 SQ
BC-□□R-101510	100 x 150 x 95	3.94 x 5.91 x 3.74	25	70	78 x 128 x 81	1015 G	-	1015 SQ
BC-□□R-151510	150 x 150 x 95	5.91 x 5.91 x 3.74	25	70	131 x 131 x 82	1515 G	-	1515 SQ
BC-□□R-162111	160 x 210 x 105	6.30 x 8.27 x 4.13	25	80	138 x 188 x 92	1520 G	-	1520 SQ
BC-□□R-162114	160 x 210 x 135	6.30 x 8.27 x 5.32	25	110	138 x 188 x 122	1520 G	-	1520 SQ
BC-□□R-162611	160 x 260 x 105	6.30 x 10.24 x 4.13	25	80	134 x 235 x 92	1525 G	-	1525 SQ
BC-□□R-162614	160 x 260 x 135	6.30 x 10.24 x 5.32	25	110	134 x 235 x 122	1525 G	-	1525 SQ
BC-□□R-212114	210 x 210 x 135	8.27 x 8.27 x 5.32	25	110	185 x 185 x 120	2020 G	-	2020 SQ
BC-□□R-192810	190 x 280 x 100	7.48 x 11.02 x 3.94	30	70	164 x 253 x 85	1928 G	-	1928 SQ
NEW BC-□□R-202516	200 x 250 x 160	7.87 x 9.84 x 6.30	30	130	173 x 223 x 143	2025 G	-	2025 SQ
BC-□□R-203013	200 x 300 x 130	7.87 x 11.81 x 5.12	30	100	174 x 273 x 115	2030 G	2030 C	2030 SQ
BC-□□R-203016	200 x 300 x 160	7.87 x 11.81 x 6.30	30	130	174 x 273 x 145	2030 G	2030 C	2030 SQ
BC-□□R-203018	200 x 300 x 180	7.87 x 11.81 x 7.09	30	150	174 x 273 x 165	2030 G	2030 C	2030 SQ
BC-□□R-203021	200 x 300 x 210	7.87 x 11.81 x 8.27	30	180	174 x 273 x 195	2030 G	2030 C	2030 SQ
NEW BC-□□R-253016	250 x 300 x 160	9.84 x 11.81 x 6.30	30	130	223 x 273 x 143	2530 G	-	2530 SQ
BC-□□R-253516	250 x 350 x 160	9.84 x 13.78 x 6.30	30	130	229 x 329 x 145	2535 G	2535 C	2535 SQ
BC-□□R-253518	250 x 350 x 180	9.84 x 13.78 x 7.09	30	150	229 x 329 x 165	2535 G	2535 C	2535 SQ
BC-□□R-303016	300 x 300 x 160	11.81 x 11.81 x 6.30	30	130	273 x 273 x 150	3030 G	3030 C	3030 SQ
BC-□□R-303018	300 x 300 x 180	11.81 x 11.81 x 7.09	30	150	273 x 273 x 170	3030 G	3030 C	3030 SQ
BC-□□R-304016	300 x 400 x 160	11.81 x 15.75 x 6.30	30	130	280 x 380 x 145	3040 G	3040 C	3040 SQ
BC-□□R-304018	300 x 400 x 180	11.81 x 15.75 x 7.09	30	150	280 x 380 x 165	3040 G	3040 C	3040 SQ
NEW BC-□□R-304023	300 x 400 x 230	11.81 x 15.75 x 9.06	30	200	280 x 380 x 213	3040 G	3040 C	3040 SQ
BC-□□R-354517	350 x 450 x 170	13.78 x 17.72 x 6.69	40	130	415 x 315 x 160	3545 G	-	3545 SQ
BC-□□R-354521	350 x 450 x 210	13.78 x 17.72 x 8.27	40	170	415 x 315 x 200	3545 G	-	3545 SQ
BC-□□R-405017	400 x 500 x 170	15.75 x 19.69 x 6.69	40	130	464 x 364 x 160	4050 G	-	4050 SQ
BC-□□R-405021	400 x 500 x 210	15.75 x 19.69 x 8.27	40	170	464 x 364 x 200	4050 G	-	4050 SQ
BC-□□R-516116	510 x 610 x 160	20.08 x 24.02 x 6.30	35	125	470 x 570 x 145	-	5161 C	5161 SQ
BC-□□R-516120	510 x 610 x 200	20.08 x 24.02 x 7.87	35	165	470 x 570 x 182	-	5161 C	5161 SQ
BC-□□R-517120	510 x 710 x 200	20.08 x 27.95 x 7.87	35	165	470 x 670 x 182	-	5171 C	5171 SQ
BC-□□R-617120	610 x 710 x 200	24.02 x 27.95 x 7.87	35	165	570 x 670 x 182	-	6171 C	6171 SQ
BC-□□R-618126	610 x 810 x 260	24.02 x 31.89 x 10.24	35	225	570 x 770 x 242	-	6181 C	6181 SQ


ACCESSORIES | 액세서리 | 配件




[Plastic mounting plate(G Plate)]




[Plastic mounting plate(C Plate)]




[Steel mounting plate(SQ Plate)]




[Key ring(K40)]




[Lock(SK)]



[Plastic lock(PK)]




[Vent(V60, V80)]




[SUS bracket(B40, B50, B60)]

B40 : R-151510~R-212114(Screw : TTS 4x10)
B50 : R-203013~R-304018(Screw : TTS 5x12)
B60 : R-516120~R-618126(Screw : TTS 5x12)



[Plastic bracket(PB40, PB50)]

PB40 : R-151510~R-212114(Screw : TTS 4x12)
PB50 : R-203013~R-618126(Screw : TTS 5x12)



[Integral lock(PSK15, PPK20, PPK35, PPK50)]

DUAL DOOR | 이중도어 | 双层门

※ See page 61 of photo, description / 61 페이지 사진, 설명 참조 / 请查看61页图片和说明

Dual door applicable model / 이중도어 적용가능 제품 / 适用产品		
Model 이중도어 사용 가능 제품 / 型号	Outside dimension 외부 치수 / 外部尺寸	
	Size (W1xL1xH1/mm)	Size (W1xL1xH1/inch)
BC-□□R-253516	250 x 350 x 160	9.84 x 13.78 x 6.30
BC-□□R-253518	250 x 350 x 180	9.84 x 13.78 x 7.09
BC-□□R-304016	300 x 400 x 160	11.81 x 15.75 x 6.30
BC-□□R-304018	300 x 400 x 180	11.81 x 15.75 x 7.09
BC-□□R-354517	350 x 450 x 170	13.78 x 17.72 x 6.69
BC-□□R-354521	350 x 450 x 210	13.78 x 17.72 x 8.27
BC-□□R-405017	400 x 500 x 170	15.75 x 19.69 x 6.69
BC-□□R-405021	400 x 500 x 210	15.75 x 19.69 x 8.27

Product model / 제품모델 / 产品型号		
Dual door 이중도어 / 双层门系列	Dual door aluminium plate 알루미늄 중판 / 铝板中门	Dual door set 이중도어 세트 / 层门用配件
BC- RF253516	BC- RFA2535	BC- RFA253516
BC- RF253518	BC- RFA2535	BC- RFA253518
BC- RF304016	BC- RFA3040	BC- RFA304016
BC- RF304018	BC- RFA3040	BC- RFA304018
BC- RF354517	BC- RFA3545	BC- RFA354517
BC- RF354521	BC- RFA3545	BC- RFA354521
BC- RF405017	BC- RFA4050	BC- RFA405017
BC- RF405021	BC- RFA4050	BC- RFA405021