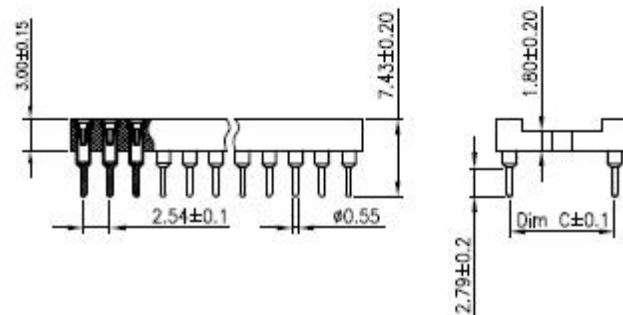
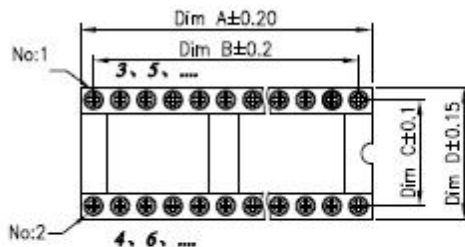




**Technical Specs:**

Insulator: Black glass filled polyester PBT /PPS  
 Flammability: UL 94V-0  
 Sleeve: Brass  
 Contact clip(4/6 finger): Beryllium copper(C17200 /C17530)  
 Accepted pin:  $\varnothing 0.40$  to  $0.56\text{mm}$   
 Forces: (polished steel gauge  $\varnothing 0.43\text{mm}$ )  
 Mechanical life: min100 cycles  
 Rated current: 3.0A  
 Contact resistance: max 20m $\Omega$   
 Dielectric resistance: 1000M $\Omega$  Min  
 Voltage:1000V  
 Humidity:MSL Level :2  
**Operation Temperature: -40°c to +105°c**



Contact	Dim A	Dim B	Dim C	Dim D
6	7.62	5.08	7.62	10.16
8	10.16	7.62	7.62	10.16
10	12.70	10.16	7.62	10.16
14	17.78	15.24	7.62	10.16
16	20.32	17.78	7.62	10.16
18	22.86	20.32	7.62	10.16
20	25.40	22.86	7.62	10.16
24	30.48	27.94	7.62	10.16
28	35.56	33.02	7.62	10.16
16	20.32	17.78	10.16	12.70
20	25.40	22.86	10.16	12.70
22	27.94	25.40	10.16	12.70
24	30.48	27.94	10.16	12.70
28	35.56	33.02	10.16	12.70
24	30.48	27.94	15.24	17.78
28	35.56	33.02	15.24	17.78
32	40.64	38.10	15.24	17.78
40	50.80	48.26	15.24	17.78

**Ordering Information**

7210- 30 X XX S XX 074 0 1

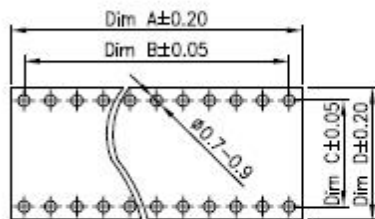
N=7.62PH  
 E=10.16PH  
 W=15.24PH  
 Y=22.86PH

No.of Pins  
 6=64Pins

Connector Type  
 G0=Gold Flash  
 S0=Gold Flash/Tin  
 S3=10u" Gold/Tin  
 S4=15u" Gold/Tin  
 S5=30u" Gold/Tin

Pin Length  
 074=7.43mm

Packing  
 C=Pe Bag  
 T=Tube



PCB LAYOUT

OPERATION		DRAW	WZG	14.04.01	SCALE	FIT
X.X	±0.30					
X.XX	±0.20	CHECK			UNIT	mm
X.XXX	±0.10				SIZE	A4
Angle	±3°	APPROVE			SHEET	1/1
DIM	TOL				PROJ.	↔

**JILN** 深圳市锦凌电子有限公司  
 SHENZHEN JINLING ELECTRONIC CO.,LTD  
 Tel: 86-755-2997-5806/5802 Fax: 86-755-2997-5892

REV	DATE	MODIFICATION DESCRIPTION	CHANGE	PART NO.		TITLE:	
A0	2014.04.01	NEW DRAWING		721030XXXSXX07401		2.54X3.0圆孔插座180° L=7.43	
1	2	3	4	5	6	7	8